

(I) (a) Statement showing Shareholding Pattern

Name of the Company:-

HCL INFOSYSTEMS LIMITED

Scrip Code :-

NSE:- HCL-INSYS

BSE:- 500179

Name of the scrip :-

HCL INFOSYSTEMS LIMITED


Class of security :-

Equity

Quarter ended:

30th June, 2012


Partly paid-up shares:-	No. of partly paid-up shares	As a % of total no. of partly paid-up shares	As a % of total no. of shares of the company
<i>Held by promoter/ promoter group</i>	-	-	-
<i>Held by public</i>	-	-	-
<b>Total</b>	-	-	-
Outstanding convertible securities:-	No. of outstanding securities	As a % of total no. of outstanding convertible securities	As a % of total no. of shares of the company, assuming full conversion of the convertible securities
<i>Held by promoter/ promoter group</i>	-	-	-
<i>Held by public</i>	-	-	-
<b>Total</b>	-	-	-
Warrants	No. of warrants	As a % of total no. of warrants	As a % of total no. of shares of the company, assuming full conversion of warrants
<i>Held by promoter/ promoter group</i>	-	-	-
<i>Held by public</i>	-	-	-
<b>Total</b>	-	-	-
<b>Total paid-up capital of the company, assuming full conversion of warrants</b>			
- No. of Shares	222,879,629	-	-
- Rs.	445,759,258	-	-



## (f) (b) Statement showing Shareholding Pattern

Name of the Company:-  
Quarter ended:HCL INFOSYSTEMS LIMITED  
30th June, 2012

Category code	Category of Shareholder	Number of Share-holders	Total number of shares	Number of shares held in de-materialized form	Total shareholding as a percentage of total number of shares		Shares Pledged or otherwise encumbered	
					As a percentage of (A+B)	As a percentage of (A+B+C)	Number of shares	As a percentage
(I)	(II)	(III)	(IV)	(V)	(VI)	(VII)	(VIII)	(IX)= (VIII)/(IV)*100
(A)	<b>Promoter and Promoter Group</b>							
1	<b>Indian</b>							
(a)	Individuals/ Hindu Undivided Family	10	453,435	453,435	0.20	0.20	-	-
(b)	Central Government/ State Government(s)	-	-	-	-	-	-	-
(c)	Bodies Corporate	6	112,699,923	112,699,923	50.57	50.57	-	-
(d)	Financial Institutions/ Banks	-	-	-	-	-	-	-
(e)	Any Others(Specify)	-	-	-	-	-	-	-
	<b>Sub Total(A)(1)</b>	<b>16</b>	<b>113,153,358</b>	<b>113,153,358</b>	<b>50.77</b>	<b>50.77</b>	-	-
2	<b>Foreign</b>							
(a)	Individuals (Non-Residents Individuals/ Foreign Individuals)	-	-	-	-	-	-	-
(b)	Bodies Corporate	-	-	-	-	-	-	-
(c)	Institutions	-	-	-	-	-	-	-
(d)	Any Others(Specify)	-	-	-	-	-	-	-
	<b>Sub Total(A)(2)</b>	-	-	-	-	-	-	-
	<b>Total Shareholding of Promoter and Promoter Group (A)= (A)(1)+(A)(2)</b>	<b>16</b>	<b>113,153,358</b>	<b>113,153,358</b>	<b>50.77</b>	<b>50.77</b>	-	-
(B)	<b>Public shareholding</b>							
1	<b>Institutions</b>							
(a)	Mutual Funds/ UTI	17	4,329,025	4,318,275	1.94	1.94	-	-
(b)	Financial Institutions /Banks	18	4,101,081	4,093,331	1.84	1.84	-	-
(c)	Central Government/ State Government(s)	-	-	-	0	0	-	-
(d)	Venture Capital Funds	-	-	-	0	0	-	-
(e)	Insurance Companies	0	0	0	0	0	-	-
(f)	Foreign Institutional Investors	62	61,514,931	61,514,431	27.60	27.60	-	-
(g)	Foreign Venture Capital Investors	-	-	-	-	-	-	-
(h)	Qualified Foreign Investors	-	-	-	-	-	-	-
(i)	Any Other (specify)	-	-	-	-	-	-	-
	<b>Sub-Total (B)(1)</b>	<b>97</b>	<b>69,945,037</b>	<b>69,926,037</b>	<b>31.38</b>	<b>31.38</b>	-	-
2	<b>Non-institutions</b>							
(a)	Bodies Corporate	1072	6,661,082	5,224,202	2.99	2.99	-	-
(b)	Individuals							
I	Individuals -i. Individual shareholders holding nominal share capital up to Rs 1 lakh	56791	27,261,710	25,539,560	12.23	12.23	-	-
II	ii. Individual shareholders holding nominal share capital in excess of Rs. 1 lakh.	28	4,723,425	4,631,175	2.12	2.12	-	-
(c)	Any Other (specify)							
I	NRI	859	1,065,017	1,057,267	0.48	0.48	-	-
II	OCB	1	70,000	70,000	0.03	0.03	-	-
	<b>Sub-Total (B)(2)</b>	<b>58751</b>	<b>39,781,234</b>	<b>36,522,204</b>	<b>17.85</b>	<b>17.85</b>	-	-
	<b>Total Public Shareholding (B) = (B)(1)+(B)(2)</b>	<b>58848</b>	<b>109,726,271</b>	<b>106,448,241</b>	<b>49.23</b>	<b>49.23</b>	-	-
	<b>TOTAL (A)+(B)</b>	<b>58864</b>	<b>222,879,629</b>	<b>219,601,599</b>	<b>100.00</b>	<b>100.00</b>	-	-
(C)	Shares held by Custodians and against which Depository Receipts have been issued	-	-	-	-	-	-	-
(1)	Promoter and Promoter Group	-	-	-	-	-	-	-
(2)	Public	-	-	-	-	-	-	-
	<b>GRAND TOTAL (A)+(B)+(C)</b>	<b>58864</b>	<b>222,879,629</b>	<b>219,601,599</b>	<b>100.00</b>	<b>100.00</b>	-	-



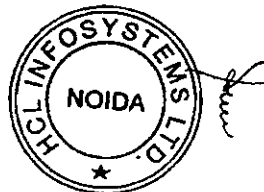
*[Handwritten Signature]*

(l)(b) **Statement showing holding of securities (including shares, warrants, convertible securities) of persons belonging to the category "Promoter and Promoter Group"**

Sr. No.	Name of the shareholder	Total Shares Held		Shares pledged or otherwise encumbered		
		Number	As a % of grand Total (A)+(B)+(C)	Number	As a percentage	As a % of grand total (A)+(B)+(C) indicated in Statement at para (l)(a)
(I)	(II)	(III)	(IV)	(V)	(VI) = (V) / (III) * 100	(VII)
1	Mr. Ajai Chowdhry ABIPCH679E	198,490	0.09	-	-	-
2	Ms. Gita Chowdhry ADEPC8518Q	152,445	0.07	-	-	-
3	Ms. Kiran Malhotra AFHPN9174R	59,060	0.02	-	-	-
4	Mr. Shiv Nadar ACIPN3308A	2,070	0.00	-	-	-
5	Ms. Roshni Nadar ABRPN2760L	1,960	0.00	-	-	-
6	Ms. Poorva Malhotra AFMPM2424F	12,880	0.01	-	-	-
7	Mr. Akshay Chowdhry AIAPC9033B	900	0.00	-	-	-
8	Mr. Shiven Malhotra AFMPM2427G	24,880	0.01	-	-	-
9	Ms. Kiran Nadar ABTPN1038K	420	0.00	-	-	-
10	Mr. Kunal Chowdhry ADYPC8285F	330	0.00	-	-	-
<b>Sub Total"- A</b>		<b>453,435</b>	<b>0.20</b>	-	-	-
1	M/s HCL Corporation Pvt. Ltd. (Formerly, Guddu Investments (Pondi) Pvt. Ltd.) AADC62285M	95,500,651	42.85	-	-	-
2	M/s AKM Systems Pvt. Ltd. AAACA2464K	12,179,627	5.46	-	-	-
3	M/s Appollo Trading And Finance Pvt. Ltd.	1,596,971	0.72	-	-	-
4	M/s BFL Investments & Financial Consultants Pvt. Ltd.	1,596,971	0.72	-	-	-
5	M/s Vireet Investments Pvt. Ltd. AAACB2033M	1,366,872	0.61	-	-	-
6	M/s Viren Investments Private Limited AAACB2033N	459,831	0.21	-	-	-
<b>Sub Total"- B</b>		<b>112,699,923</b>	<b>50.57</b>	-	-	-
<b>GRAND TOTAL :- A+B</b>		<b>113,153,358</b>	<b>50.77</b>	-	-	-


AAACA4957D

AAACB6526N




<b>(I)(c)(i) Statement showing Shareholding of persons belonging to the category</b>			
<b>"Public" and holding more than 1% of the total number of shares</b>			
<b>Sr. No.</b>	<b>Name of the shareholder</b>	<b>Number of shares</b>	<b>Shares as a percentage of total number of shares (i.e., Grand Total (A)+(B)+(C) indicated in Statement at para (I)(a) above)</b>
1	Franklin Templeton Investment Funds AABCT5310I	21,249,492	9.54
2	HSBC Global Investment Funds A/c HSBC Global Investment funds Mauritius Ltd. AAACH2172B	16,300,000	7.31
3	Deutsche Securities Mauritius Ltd. AABCD9580C	4,233,096	1.90
4	The Royal Bank of Scotland N.V. (London) Branch AACCA6818K	3,569,000	1.60
5	BNP Paribas Arbitrage AAGFBS324G	2,625,000	1.18
<b>TOTAL</b>		<b>47,976,588</b>	<b>21.53</b>

<b>(I)(c)(ii) Statement showing holding of securities (including shares, warrants, convertible securities) of persons (together with PAC) belonging to the category "Public" and holding more than 5% of the total number of shares of the company</b>			
<b>Sr. No.</b>	<b>Name of the shareholder</b>	<b>Number of shares</b>	<b>Shares as a percentage of total number of shares (i.e., Grand Total (A)+(B)+(C) indicated in Statement at para (I)(a) above)</b>
1	Franklin Templeton Investment Funds	21,249,492	9.54
2	HSBC Global Investment Funds A/c HSBC Global Investment funds Mauritius Ltd.	16,300,000	7.31
<b>TOTAL</b>		<b>37,549,492</b>	<b>16.85</b>



(I)(d) Statement showing details of locked-in shares

Sr. No.	Name of the shareholder	Number of locked-in shares	Locked-in shares as a percentage of total number of shares {i.e., Grand Total (A)+(B)+(C) indicated in Statement at para (I)(a) above}	Category	Lock-in upto
1	M/s HCL Corporation Pvt. Ltd. (Formerly, Guddu Investments (Pondi) Pvt. Ltd.)	15000000	6.73	Promoter	Sunday, October 28, 2012
2	M/s HCL Corporation Pvt. Ltd. (Formerly, Guddu Investments (Pondi) Pvt. Ltd.)	4620667	2.07	Promoter	Friday, April 04, 2014
3	Appollo Trading And Finance Private Limited	327011	0.15	Promoter	Sunday, October 28, 2012
4	M/s BFL Investments & Financial Consultants Pvt. Ltd.	327011	0.15	Promoter	Sunday, October 28, 2012
5	Vireet Investments Private Limited	588620	0.26	Promoter	Sunday, October 28, 2012
6	Viren Investments Private Limited	196206	0.09	Promoter	Sunday, October 28, 2012
<b>TOTAL</b>		<b>21059515</b>	<b>9.45</b>		



**(II) (a) Statement showing details of Depository Receipts (DRs) AND**

**(II) (b) Statement showing Holding of Depository Receipts (DRs), where underlying shares held by "Promoter / Promoters Group" are in excess of 1% of total number of shares**

No Depository Receipts (DRs) have been issued by the Company,

hence there is no shares underlying outstanding DRs.

**(III)(a) Statement showing the voting pattern of shareholders, if more than one class of shares/securities is issued by the Issuer**

There is only one class of Equity shares issued by the Company

