

Name of the Company:-  
Scrip Code:-

HCL INFOSYSTEMS LIMITED  
NSE:- HCL-INSYS  
BSE:- 500179  
HCL INFOSYSTEMS LIMITED  
Equity  
September 30, 2015

Name of the scrip :-  
Class of security :-  
Quarter ended:

Partly paid-up shares:-	No. of partly paid-up shares	As a % of total no. of partly paid-up shares	As a % of total no. of shares of the company
Held by promoter/ promoter group	-	-	-
Held by public	-	-	-
Total	-	-	-
Outstanding convertible securities:-	No. of outstanding securities	As a % of total no. of outstanding convertible securities	As a % of total no. of shares of the company, assuming full conversion of the convertible securities
Held by promoter/ promoter group	-	-	-
Held by public	-	-	-
Total	-	-	-
Warrants	No. of warrants	As a % of total no. of warrants	As a % of total no. of shares of the company, assuming full conversion of warrants
Held by promoter/ promoter group	-	-	-
Held by public	-	-	-
Total	-	-	-
<b>Total paid-up capital of the company, assuming full conversion of warrants and convertible securities</b>			
- No. of Shares	222,904,629	-	-
- Rs.	445,809,258	-	-



Statement showing Shareholding Pattern  
Table (i) (a)

Name of the Company:-  
Quarter ended:

HCL INFOSYSTEMS LIMITED  
September 30, 2015

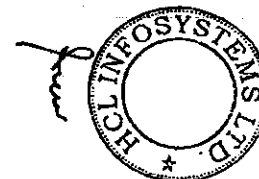
Category code	Category of Shareholder	Number of Shareholders	Total number of shares	Number of shares held in de-materialized form	Total shareholding as a percentage of total number of shares		Shares Pledged or otherwise encumbered	
					As a percentage of (A+B)	As a percentage of (A+B+C)	Number of shares	As a percentage (IX)= (VIII)/(IV)*100
(I)	(ii)	(iii)	(iv)	(v)	(vi)	(vii)	(viii)	(ix)
<b>(A)</b>	<b>Shareholding of Promoter and Promoter Group</b>							
1	<b>Indian</b>							
(a)	Individuals/ Hindu Undivided Family	10	2,265,808	2,265,808	1.02	1.02	-	-
(b)	Central Government/ State Government(s)	-	-	-	-	-	-	-
(c)	Bodies Corporate	5	127,112,036	127,112,036	57.02	57.02	-	-
(d)	Financial Institutions/ Banks	-	-	-	-	-	-	-
(e)	Any Others (Specify)	-	-	-	-	-	-	-
	<b>Sub Total(A)(1)</b>	<b>15</b>	<b>129,377,844</b>	<b>129,377,844</b>	<b>58.04</b>	<b>58.04</b>		
2	<b>Foreign</b>							
(a)	Individuals (Non-Residents Individuals/ Foreign Individuals)	-	-	-	-	-	-	-
(b)	Bodies Corporate	-	-	-	-	-	-	-
(c)	Institutions	-	-	-	-	-	-	-
(d)	Any Others (Specify)	-	-	-	-	-	-	-
	<b>Sub Total(A)(2)</b>	<b>-</b>	<b>-</b>	<b>-</b>	<b>-</b>	<b>-</b>		
	<b>Total Shareholding of Promoter and Promoter Group (A)= (A)(1)+(A)(2)</b>	<b>15</b>	<b>129,377,844</b>	<b>129,377,844</b>	<b>58.04</b>	<b>58.04</b>		
<b>(B)</b>	<b>Public shareholding</b>							
1	<b>Institutions</b>						N.A.	N.A.
(a)	Mutual Funds/ UTI	14	17,143	6,393	0.01	0.01	N.A.	N.A.
(b)	Financial Institutions /Banks	18	4,039,295	4,031,545	1.81	1.81	-	-
(c)	Central Government/ State Government(s)	-	-	-	-	-	-	-
(d)	Venture Capital Funds	-	-	-	-	-	-	-
(e)	Insurance Companies	-	-	-	-	-	-	-
(f)	Foreign Institutional Investors	22	7,402,651	7,402,151	3.32	3.32	-	-
(g)	Foreign Venture Capital Investors	-	-	-	-	-	-	-
(h)	Qualified Foreign Investors	-	-	-	-	-	-	-
(i)	Any Other (specify)	-	-	-	-	-	-	-
	<b>Sub-Total (B)(1)</b>	<b>54</b>	<b>11,459,089</b>	<b>11,440,089</b>	<b>5.14</b>	<b>5.14</b>	<b>N.A.</b>	<b>N.A.</b>
2	<b>Non-Institutions</b>						N.A.	N.A.
(a)	Bodies Corporate	1479	16,071,327	14,637,697	7.21	7.21	-	-
(b)	Individuals							
I	Individuals -I. Individual shareholders holding nominal share capital up to Rs 1 lakh	83376	49,392,337	47,790,419	22.16	22.16	-	-
II	ii. Individual shareholders holding nominal share capital in excess of Rs. 1 lakh.	66	14,528,518	14,441,893	6.52	6.52	-	-
(c)	Qualified Foreign Investors	-	-	-	-	-	-	-
(d)	Any Other (specify)							
I	NRI	1002	1,740,920	1,733,920	0.78	0.78	-	-
II	OCB	1	70,000	70,000	0.03	0.03	-	-
III	Trust	9	92,775	92,770	0.04	0.04	-	-
IV	Foreign Body Corporate/Foreign Portfolio Investor	4	171,819	169,819	0.08	0.08	-	-
	<b>Sub-Total (B)(2)</b>	<b>85937</b>	<b>82,067,696</b>	<b>78,936,518</b>	<b>36.82</b>	<b>36.82</b>	<b>N.A.</b>	<b>N.A.</b>
	<b>Total Public Shareholding (B) = (B)(1)+(B)(2)</b>	<b>85991</b>	<b>93,526,785</b>	<b>90,376,607</b>	<b>41.96</b>	<b>41.96</b>	<b>N.A.</b>	<b>N.A.</b>
	<b>TOTAL (A)+(B)</b>	<b>86006</b>	<b>222,904,629</b>	<b>219,754,451</b>	<b>100.00</b>	<b>100.00</b>		
(C)	Shares held by Custodians and against which Depository Receipts have been issued	-	-	-	-	-	-	-
(1)	Promoter and Promoter Group	-	-	-	-	-	-	-
(2)	Public	-	-	-	-	-	-	-
	<b>GRAND TOTAL (A)+(B)+(C)</b>	<b>86006</b>	<b>222,904,629</b>	<b>219,754,451</b>	<b>100.00</b>	<b>100.00</b>		



(I)(b) Statement showing holding of securities (including shares, warrants, convertible securities) of persons belonging to the category "Promoter and Promoter Group"

Sr. No.	Name of the shareholder	Details of Shares held		Encumbered shares (*)			Details of warrants		Details of convertible securities		Total shares (including underlying shares assuming full conversion of warrants and convertible securities) as a % of diluted share capital
		Number of shares held	As a % of grand total (A) + (B) + (C)	No.	As a percentage	As a % of grand total (A)+(B)+(C) of sub-clause (I)(a)	Number of warrants held	As a % total number of warrants of the same class	Number of convertible securities held	As a % total number of convertible securities of the same class	
(I)	(II)	(III)	(IV)	(V)	(VI) = (V)/(III) * 100	(VII)	(VIII)	(IX)	(X)	(XI)	(XII)
1	Mr. Ajai Chowdhry	198,490	0.09	-	-	-	-	-	-	-	0.09
2	Ms. Gita Chowdhry	152,445	0.07	-	-	-	-	-	-	-	0.07
3	Ms. Kiran Malhotra	59,060	0.03	-	-	-	-	-	-	-	0.03
4	Mr. Shiv Nadar	2,070	0.00	-	-	-	-	-	-	-	0.00
5	Ms. Roshni Nadar	1,960	0.00	-	-	-	-	-	-	-	0.00
6	Ms. Poorva Malhotra	12,880	0.01	-	-	-	-	-	-	-	0.01
7	Mr. Akshay Chowdhry	900	0.00	-	-	-	-	-	-	-	0.00
8	Mr. Shiven Malhotra	11,880	0.00	-	-	-	-	-	-	-	0.00
9	Ms. Kiran Nadar	420	0.00	-	-	-	-	-	-	-	0.00
10	Ms. Nina Puri**	1,825,703	0.82	-	-	-	-	-	-	-	0.82
11	M/s HCL Corporation Pvt. Ltd. (Formerly, Guddu Investments (Pondl) Pvt. Ltd.)	111,382,239	49.97	-	-	-	-	-	-	-	49.97
12	M/s Vama Sundari Investments (Delhi) Pvt Ltd	1,038,848	0.47	-	-	-	-	-	-	-	0.47
13	M/s AKM Systems Pvt. Ltd.	11,997,007	5.38	-	-	-	-	-	-	-	5.38
14	M/s Apollo Trading And Finance Pvt. Ltd.	1,346,971	0.60	-	-	-	-	-	-	-	0.60
15	M/s BFL Investments & Financial Consultants Pvt. Ltd.	1,346,971	0.60	-	-	-	-	-	-	-	0.60
<b>TOTAL</b>		<b>129,377,844</b>	<b>58.04</b>	-	-	-	-	-	-	-	<b>58.04</b>

(\*) The term "encumbrance" has the same meaning as assigned to it in regulation 28(3) of the SAST Regulations, 2011



**(i)(c)(ii) Statement showing holding of securities (including shares, warrants, convertible securities) of persons (together with PAC) belonging to the category "Public" and holding more than 5% of the total number of shares of the company**

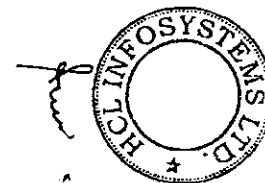
Sr. No.	Name(s) of the shareholder(s) and the Persons Acting in Concert (PAC) with them	Number of shares	Shares as a percentage of total number of shares (i.e., Grand Total (A)+(B)+(C) Indicated in Statement at para (i)(a) above)	Details of warrants		Details of convertible securities		Total shares (including underlying shares assuming full conversion of warrants and convertible securities) as a % of diluted share capital
				Number of warrants	As a % total number of warrants of the same class	Number of convertible securities held	% w.r.t total number of convertible securities of the same class	
-	-	-	-	-	-	-	-	-
-	-	-	-	-	-	-	-	-
<b>TOTAL</b>		-	-	-	-	-	-	-



*June*

**(I)(c)(i) Statement showing holding of securities (including shares, warrants, convertible securities) of persons belonging to the category "Public" and holding more than 1% of the total number of shares**

Sr. No.	Name of the shareholder	Number of shares held	Shares as a percentage of total number of shares (i.e., Grand Total (A)+(B)+(C) indicated in Statement at para (I)(a) above)	Details of warrants		Details of convertible securities		Total shares (including underlying shares assuming full conversion of warrants and convertible securities) as a % of diluted share capital
				Number of warrants held	As a % total number of warrants of the same class	Number of convertible securities held	% w.r.t total number of convertible securities of the same class	
1	Government Pension Fund Global Citibank N.A. Custody Services	4,452,179	1.997	-	-	-	-	1.997
<b>TOTAL</b>		<b>4,452,179</b>	<b>1.997</b>	<b>-</b>	<b>-</b>	<b>-</b>	<b>-</b>	<b>1.997</b>




(I)(d) Statement showing details of locked-in shares

Sr. No.	Name of the shareholder	Number of locked-in shares	Locked-in shares as a percentage of total number of shares (i.e., Grand Total (A)+(B)+(C) indicated in Statement at para (I)(a) above)	Promoter/Promoter Group/Public	Lock-in upto
-		NIL	NIL	N.A.	N.A.
	<b>TOTAL</b>	<b>NIL</b>	<b>NIL</b>	<b>N.A.</b>	<b>N.A.</b>



(II)(a) Statement showing details of Depository Receipts (DRs)

Sr. No.	Type of outstanding DR (ADRs, GDRs, SDRs, etc.)	Number of outstanding DRs	Number of shares underlying outstanding DRs	Shares underlying outstanding DRs as a percentage of total number of shares {i.e., Grand Total (A)+(B)+(C) indicated in Statement at para (I)(a) above}
1	NIL	NIL	NIL	NIL
	<b>TOTAL</b>	<b>NIL</b>	<b>NIL</b>	<b>NIL</b>



**(II)(b) Statement showing holding of Depository Receipts (DRs), where underlying shares held by "promoter/promoter group" are in excess of 1% of the total number of shares**

Sr. No.	Type of outstanding DR (ADRs, GDRs, SDRs, etc.)	Number of outstanding DRs	Number of shares underlying outstanding DRs	Shares underlying outstanding DRs as a percentage of total number of shares {i.e., Grand Total (A)+(B)+(C) indicated in Statement at para (I)(a) above}
1	NIL	NIL	NIL	NIL
	<b>TOTAL</b>	<b>NIL</b>	<b>NIL</b>	<b>NIL</b>

