


Name of the Company:-
Scrip Code :-

HCL INFOSYSTEMS LIMITED
NSE:- HCL-INSYS
BSE:- 500179
HCL INFOSYSTEMS LIMITED
Equity
September 30, 2013

Name of the scrip :-
Class of security :-
Quarter ended:

Partly paid-up shares:-	No. of partly paid-up shares	As a % of total no. of partly paid-up shares	As a % of total no. of shares of the company
<i>Held by promoter/ promoter group</i>	-	-	-
<i>Held by public</i>	-	-	-
Total	-	-	-
Outstanding convertible securities:-	No. of outstanding securities	As a % of total no. of outstanding convertible securities	As a % of total no. of shares of the company, assuming full conversion of the convertible securities
<i>Held by promoter/ promoter group</i>	-	-	-
<i>Held by public</i>	-	-	-
Total	-	-	-
Warrants	No. of warrants	As a % of total no. of warrants	As a % of total no. of shares of the company, assuming full conversion of warrants
<i>Held by promoter/ promoter group</i>	-	-	-
<i>Held by public</i>	-	-	-
Total	-	-	-
Total paid-up capital of the company, assuming full conversion of warrants and convertible securities			
- No. of Shares	22,28,79,629	-	-
- Rs.	44,57,59,258	-	-



Statement showing Shareholding Pattern

Table (I) (a)


Name of the Company:-
Quarter ended:HCL INFOSYSTEMS LIMITED
September 30, 2013

Category code	Category of Shareholder	Number of Shareholders	Total number of shares	Number of shares held in dematerialized form	Total shareholding as a percentage of total number of shares		Shares Pledged or otherwise encumbered	
					As a percentage of (A+B)	As a percentage of (A+B+C)	Number of shares	As a percentage
(I)	(II)	(III)	(IV)	(V)	(VI)	(VII)	(VIII)	(IX)= (VIII)/(IV)*100
(A)	Shareholding of Promoter and Promoter Group							
1	Indian							
(a)	Individuals/ Hindu Undivided Family	10	4,53,435	4,53,435	0.21	0.21	-	-
(b)	Central Government/ State Government(s)	-	-	-	-	-	-	-
(c)	Bodies Corporate	6	12,85,81,511	12,85,81,511	57.69	57.69	-	-
(d)	Financial Institutions/ Banks	-	-	-	-	-	-	-
(e)	Any Others(Specify)	-	-	-	-	-	-	-
	Sub Total(A)(1)	16	12,90,34,946	12,90,34,946	57.90	57.90	-	-
2	Foreign							
(a)	Individuals (Non-Residents Individuals/ Foreign Individuals)	-	-	-	-	-	-	-
(b)	Bodies Corporate	-	-	-	-	-	-	-
(c)	Institutions	-	-	-	-	-	-	-
(d)	Any Others(Specify)	-	-	-	-	-	-	-
	Sub Total(A)(2)	-	-	-	-	-	-	-
	Total Shareholding of Promoter and Promoter Group (A)= (A)(1)+(A)(2)	16	12,90,34,946	12,90,34,946	57.90	57.90	-	-
(B)	Public shareholding						N.A	N.A
1	Institutions						N.A	N.A
(a)	Mutual Funds/ UTI	17	25,43,657	25,32,907	1.14	1.14	-	-
(b)	Financial Institutions /Banks	19	40,76,067	40,68,317	1.83	1.83	-	-
(c)	Central Government/ State Government(s)	-	-	-	-	-	-	-
(d)	Venture Capital Funds	-	-	-	-	-	-	-
(e)	Insurance Companies	-	-	-	-	-	-	-
(f)	Foreign Institutional Investors	54	4,84,53,238	4,84,52,738	21.74	21.74	-	-
(g)	Foreign Venture Capital Investors	-	-	-	-	-	-	-
(h)	Qualified Foreign Investors	-	-	-	-	-	-	-
(i)	Any Other (specify)	-	-	-	-	-	-	-
	Sub-Total (B)(1)	90	5,50,72,962	5,50,53,962	24.71	24.71	N.A	N.A
2	Non-institutions						N.A	N.A
(a)	Bodies Corporate	995	64,27,558	49,71,678	2.88	2.88	-	-
(b)	Individuals						-	-
I	Individuals -i. Individual shareholders holding nominal share capital up to Rs 1 lakh	58326	2,72,25,121	2,55,55,736	12.22	12.22	-	-
II	ii. Individual shareholders holding nominal share capital in excess of Rs. 1 lakh.	22	37,97,845	37,05,595	1.70	1.70	-	-
(c)	Qualified Foreign Investors	-	-	-	-	-	-	-
(d)	Any Other (specify)						-	-
I	NRI	862	12,51,197	12,44,197	0.56	0.56	-	-
II	OCB	1	70,000	70,000	0.03	0.03	-	-
	Sub-Total (B)(2)	60206	3,87,71,721	3,55,47,206	17.39	17.39	N.A	N.A
	Total Public Shareholding (B) = (B)(1)+(B)(2)	60296	9,38,44,683	9,06,01,168	42.10	42.10	N.A	N.A
	TOTAL (A)+(B)	60312	22,28,79,629	21,96,36,114	100.00	100.00	-	-
(C)	Shares held by Custodians and against which Depository Receipts have been issued	-	-	-	-	-	-	-
(1)	Promoter and Promoter Group	-	-	-	-	-	-	-
(2)	Public	-	-	-	-	-	-	-
	GRAND TOTAL (A)+(B)+(C)	60312	22,28,79,629	21,96,36,114	100.00	100.00	-	-



(l)(b) Statement showing holding of securities (including shares, warrants, convertible securities) of persons belonging to the category "Promoter and Promoter Group"


Sr. No.	Name of the shareholder	Details of Shares held		Encumbered shares (*)		Details of warrants		Details of convertible securities		Total shares (including underlying full conversion of warrants and convertible securities) as a % of diluted share capital	
		Number of shares held	As a % of grand total (A) + (B) + (C)	No.	As a percentage (VI) = (V)/(III)*100	As a % of grand total (A)+(B)+(C) of sub-clause (l)(a)	Number of warrants held of the same class	As a % total number of convertible securities of the same class	Number of convertible securities held		As a % total number of convertible securities of the same class
		(III)	(IV)	(V)	(VI) = (V)/(III)*100	(VII)	(VIII)	(IX)	(X)	(XI)	(XII)
1	Mr. Ajai Chowdhry	1,98,490	0.09	-	-	-	-	-	-	-	0.09
2	Ms. Gita Chowdhry	1,52,445	0.07	-	-	-	-	-	-	-	0.07
3	Ms. Kiran Malhotra	59,060	0.02	-	-	-	-	-	-	-	0.02
4	Mr. Shiv Nadar	2,070	0.00	-	-	-	-	-	-	-	0.00
5	Ms. Roshni Nadar	1,960	0.00	-	-	-	-	-	-	-	0.00
6	Ms. Poorva Malhotra	12,880	0.01	-	-	-	-	-	-	-	0.01
7	Mr. Akshay Chowdhry	900	0.00	-	-	-	-	-	-	-	0.00
8	Mr. Shiven Malhotra	24,880	0.01	-	-	-	-	-	-	-	0.01
9	Ms. Kiran Nadar	420	0.00	-	-	-	-	-	-	-	0.00
10	Mr. Kunal Chowdhry	330	0.00	-	-	-	-	-	-	-	0.00
11	M/s HCL Corporation Pvt. Ltd. (Formerly, Guddu Investments (Pond) Pvt. Ltd.)	11,13,82,239	49.97	-	-	-	-	-	-	-	49.97
12	M/s AKM Systems Pvt. Ltd.	1,21,79,627	5.46	-	-	-	-	-	-	-	5.46
13	M/s Apollo Trading And Finance Pvt. Ltd.	15,96,971	0.72	-	-	-	-	-	-	-	0.72
14	M/s BFL Investments & Financial Consultants Pvt. Ltd.	15,96,971	0.72	-	-	-	-	-	-	-	0.72
15	M/s Vireet Investments Pvt. Ltd.	13,65,872	0.61	-	-	-	-	-	-	-	0.61
16	M/s Viren Investments Private Limited	4,59,831	0.22	-	-	-	-	-	-	-	0.22
	TOTAL	12,90,34,946	57.90	-	-	-	-	-	-	-	57.90



(*) The term "encumbrance" has the same meaning as assigned to it in regulation 28(3) of the SAST Regulations, 2011


(l)(c)(i) Statement showing holding of securities (including shares, warrants, convertible securities) of persons belonging to the category "Public" and holding more than 1% of the total number of shares

Sr. No.	Name of the shareholder	Number of shares held	Shares as a percentage of total number of shares {i.e., Grand Total (A)+(B)+(C) indicated in Statement at para (l)(a) above}	Details of warrants		Details of convertible securities		Total shares (including underlying shares assuming full conversion of warrants and convertible securities) as a % of diluted share capital
				Number of warrants held	As a % total number of warrants of the same class	Number of convertible securities held	% w.r.t total number of convertible securities of the same class	
1	HSBC Global Investment Funds A/c HSBC Global Investment funds Mauritius Ltd.	1,84,50,000	8.28	-	-	-	-	8.28
2	Franklin Templeton Investment Funds	1,70,32,678	7.64	-	-	-	-	7.64
	TOTAL	3,54,82,678	15.92	-	-	-	-	15.92



(l)(c)(ii) Statement showing holding of securities (including shares, warrants, convertible securities) of persons (together with PAC) belonging to the category "Public" and holding more than 5% of the total number of shares of the company

Sr. No.	Name(s) of the shareholder(s) and the Persons Acting in Concert (PAC) with them	Number of shares	Shares as a percentage of total number of shares (i.e., Grand Total (A)+(B)+(C) Indicated in Statement at para (l)(a) above)	Details of warrants		Details of convertible securities		Total shares (including underlying shares assuming full conversion of warrants and convertible securities) as a % of diluted share capital
				Number of warrants	As a % total number of warrants of the same class	Number of convertible securities held	% w.r.t total number of convertible securities of the same class	
1	HSBC Global Investment Funds A/c HSBC Global Investment funds Mauritius Ltd.	1,84,50,000	8.28	-	-	-	-	8.28
2	Franklin Templeton Investment Funds	1,70,32,678	7.64	-	-	-	-	7.64
TOTAL		3,54,82,678	15.92	-	-	-	-	15.92



(l)(d) Statement showing details of locked-in shares


Sr. No.	Name of the shareholder	Number of locked-in shares	Locked-in shares as a percentage of total number of shares (i.e., Grand Total (A)+(B)+(C) indicated in Statement at para (l)(a) above)	Promoter/Promoter Group/Public	Lock-in upto
1	M/s HCL Corporation Pvt. Ltd. (Formerly, Guddu Investments (Pondi) Pvt. Ltd.)	46,20,667	2.07	Promoter/Promoter Group	04 April 2014
TOTAL			2.07		



[Handwritten signature]

(II)(a) Statement showing details of Depository Receipts (DRs)

Sr. No.	Type of outstanding DR (ADRs, GDRs, SDRs, etc.)	Number of outstanding DRs	Number of shares underlying outstanding DRs	Shares underlying outstanding DRs as a percentage of total number of shares {i.e., Grand Total (A)+(B)+(C) indicated in Statement at para (I)(a) above}
1	NIL	NIL	NIL	NIL
	TOTAL	NIL	NIL	NIL



Sharma

(II)(b) Statement showing holding of Depository Receipts (DRs), where underlying shares held by "promoter/promoter group" are in excess of 1% of the total number of shares

Sr. No.	Type of outstanding DR (ADRs, GDRs, SDRs, etc.)	Number of outstanding DRs	Number of shares underlying outstanding DRs	Shares underlying outstanding DRs as a percentage of total number of shares {i.e., Grand Total (A)+(B)+(C) indicated in Statement at para (I)(a) above}
1	NIL	NIL	NIL	NIL
	TOTAL	NIL	NIL	NIL

