

Name of the Company:-  
Scrip Code :-

HCL INFOSYSTEMS LIMITED  
NSE:- HCL-INSYS  
BSE:- 500179  
HCL INFOSYSTEMS LIMITED  
Equity  
June 30, 2014

Name of the scrip :-  
Class of security :-  
Quarter ended:

Partly paid-up shares:-	No. of partly paid-up shares	As a % of total no. of partly paid-up shares	As a % of total no. of shares of the company
<i>Held by promoter/ promoter group</i>	-	-	-
<i>Held by public</i>	-	-	-
<b>Total</b>	-	-	-
Outstanding convertible securities:-	No. of outstanding securities	As a % of total no. of outstanding convertible securities	As a % of total no. of shares of the company, assuming full conversion of the convertible securities
<i>Held by promoter/ promoter group</i>	-	-	-
<i>Held by public</i>	-	-	-
<b>Total</b>	-	-	-
Warrants	No. of warrants	As a % of total no. of warrants	As a % of total no. of shares of the company, assuming full conversion of warrants
<i>Held by promoter/ promoter group</i>	-	-	-
<i>Held by public</i>	-	-	-
<b>Total</b>	-	-	-
<b>Total paid-up capital of the company, assuming full conversion of warrants and convertible securities</b>			
- No. of Shares	22,28,79,629	-	-
- Rs.	44,57,59,258	-	-

*Jum*




## Statement showing Shareholding Pattern

Table (I) (a)

Name of the Company:-  
Quarter ended:HCL INFOSYSTEMS LIMITED  
June 30, 2014


Category code	Category of Shareholder	Number of Shareholders	Total number of shares	Number of shares held in de-materialized form	Total shareholding as a percentage of total number of shares		Shares Pledged or otherwise encumbered	
					As a percentage of (A+B)	As a percentage of (A+B+C)	Number of shares	As a percentage
(I)	(II)	(III)	(IV)	(V)	(VI)	(VII)	(VIII)	(IX)= (VIII)/(IV)*100
<b>(A)</b>	<b>Shareholding of Promoter and Promoter Group</b>							
<b>1</b>	<b>Indian</b>							
(a)	Individuals/ Hindu Undivided Family	11	22,65,808	22,65,808	1.02	1.02	-	-
(b)	Central Government/ State Government(s)	-	-	-	-	-	-	-
(c)	Bodies Corporate	5	12,71,12,036	12,71,12,036	57.03	57.03	-	-
(d)	Financial Institutions/ Banks	-	-	-	-	-	-	-
(e)	Any Others(Specify)	-	-	-	-	-	-	-
	<b>Sub Total(A)(1)</b>	<b>16</b>	<b>12,93,77,844</b>	<b>12,93,77,844</b>	<b>58.05</b>	<b>58.05</b>	-	-
<b>2</b>	<b>Foreign</b>							
(a)	Individuals (Non-Residents Individuals/ Foreign Individuals)	-	-	-	-	-	-	-
(b)	Bodies Corporate	-	-	-	-	-	-	-
(c)	Institutions	-	-	-	-	-	-	-
(d)	Any Others(Specify)	-	-	-	-	-	-	-
	<b>Sub Total(A)(2)</b>	-	-	-	-	-	-	-
	<b>Total Shareholding of Promoter and Promoter Group (A)= (A)(1)+(A)(2)</b>	<b>16</b>	<b>12,93,77,844</b>	<b>12,93,77,844</b>	<b>58.05</b>	<b>58.05</b>	-	-
<b>(B)</b>	<b>Public shareholding</b>							
<b>1</b>	<b>Institutions</b>						N.A	N.A
(a)	Mutual Funds/ UTI	16	75,89,793	75,79,043	3.41	3.41	-	-
(b)	Financial Institutions /Banks	19	41,56,853	41,49,103	1.86	1.86	-	-
(c)	Central Government/ State Government(s)	-	-	-	-	-	-	-
(d)	Venture Capital Funds	-	-	-	-	-	-	-
(e)	Insurance Companies	-	-	-	-	-	-	-
(f)	Foreign Institutional Investors	30	1,22,75,755	1,22,75,255	5.51	5.51	-	-
(g)	Foreign Venture Capital Investors	-	-	-	-	-	-	-
(h)	Qualified Foreign Investors	-	-	-	-	-	-	-
(i)	Any Other (specify)	-	-	-	-	-	-	-
	<b>Sub-Total (B)(1)</b>	<b>65</b>	<b>2,40,22,401</b>	<b>2,40,03,401</b>	<b>10.78</b>	<b>10.78</b>	<b>N.A</b>	<b>N.A.</b>
<b>2</b>	<b>Non-institutions</b>						N.A.	N.A.
(a)	Bodies Corporate	1615	1,49,35,164	1,35,01,534	6.70	6.70	-	-
(b)	Individuals						-	-
I	Individuals -i. Individual shareholders holding nominal share capital up to Rs 1 lakh	61262	3,30,15,361	3,13,48,360	14.81	14.81	-	-
II	ii. Individual shareholders holding nominal share capital in excess of Rs. 1 lakh.	73	2,01,26,759	2,00,40,134	9.03	9.03	-	-
(c)	Qualified Foreign Investors	-	-	-	-	-	-	-
(d)	Any Other (specify)						-	-
I	NRI	846	13,29,295	13,22,295	0.60	0.60	-	-
II	OCB	1	70,000	70,000	0.03	0.03	-	-
III	Trust	4	805	800	0.00	0.00	-	-
IV	Foreign Body Corporate	1	2,000	0	0.00	0.00	-	-
	<b>Sub-Total (B)(2)</b>	<b>63802</b>	<b>6,94,79,384</b>	<b>6,82,83,123</b>	<b>31.17</b>	<b>31.17</b>	<b>N.A.</b>	<b>N.A.</b>
	<b>Total Public Shareholding (B) = (B)(1)+(B)(2)</b>	<b>63867</b>	<b>9,35,01,785</b>	<b>9,02,86,524</b>	<b>41.95</b>	<b>41.95</b>	<b>N.A.</b>	<b>N.A.</b>
	<b>TOTAL (A)+(B)</b>	<b>63883</b>	<b>22,28,79,629</b>	<b>21,96,64,368</b>	<b>100.00</b>	<b>100.00</b>	-	-
(C)	Shares held by Custodians and against which Depository Receipts have been issued	-	-	-	-	-	-	-
(1)	Promoter and Promoter Group	-	-	-	-	-	-	-
(2)	Public	-	-	-	-	-	-	-
	<b>GRAND TOTAL (A)+(B)+(C)</b>	<b>63883</b>	<b>22,28,79,629</b>	<b>21,96,64,368</b>	<b>100.00</b>	<b>100.00</b>	-	-



(i)(b) Statement showing holding of securities (including shares, warrants, convertible securities) of persons belonging to the category "Promoter and Promoter Group"

Sr. No.	Name of the shareholder	Details of Shares held		Encumbered shares (*)			Details of warrants		Details of convertible securities		Total shares (including underlying shares assuming full conversion of warrants and convertible securities) as a % of diluted share capital
		Number of shares held	As a % of grand total (A) +(B) +( C )	No.	As a percentage	As a % of grand total (A)+(B)+(C) of sub-clause (i)(a )	Number of warrants held	As a % total number of warrants of the same class	Number of convertible securities held	As a % total number of convertible securities of the same class	
(i)	(ii)	(iii)	(iv)	(v)	(vi) = (v)/(iii)*100	(vii)	(viii)	(ix)	(x)	(xi)	(xii)
1	Mr. Ajai Chowdhry	1,98,490	0.09	-	-	-	-	-	-	-	0.09
2	Ms. Gita Chowdhry	1,52,445	0.07	-	-	-	-	-	-	-	0.07
3	Ms. Kiran Malhotra	59,060	0.03	-	-	-	-	-	-	-	0.03
4	Mr. Shiv Nadar	2,070	0.00	-	-	-	-	-	-	-	0.00
5	Ms. Roshni Nadar	1,960	0.00	-	-	-	-	-	-	-	0.00
6	Ms. Poorva Malhotra	12,880	0.01	-	-	-	-	-	-	-	0.01
7	Mr. Akshay Chowdhry	900	0.00	-	-	-	-	-	-	-	0.00
8	Mr. Shiven Malhotra	11,880	0.01	-	-	-	-	-	-	-	0.01
9	Ms. Kiran Nadar	420	0.00	-	-	-	-	-	-	-	0.00
10	Mr. Devinder Singh Puri	13,65,872	0.61	-	-	-	-	-	-	-	0.61
11	Ms. Nina Puri	4,59,831	0.21	-	-	-	-	-	-	-	0.21
12	M/s HCL Corporation Pvt. Ltd. (Formerly, Guddu Investments (Pondj) Pvt. Ltd.)	11,13,82,239	49.97	-	-	-	-	-	-	-	49.97
13	M/s Vama Sundari Investments (Delhi) Pvt Ltd	10,38,848	0.47	-	-	-	-	-	-	-	0.47
14	M/s AKM Systems Pvt. Ltd.	1,19,97,007	5.38	-	-	-	-	-	-	-	5.38
15	M/s Apollo Trading And Finance Pvt. Ltd.	13,46,971	0.60	-	-	-	-	-	-	-	0.60
16	M/s BFL Investments & Financial Consultants Pvt. Ltd.	13,46,971	0.60	-	-	-	-	-	-	-	0.60
<b>TOTAL</b>		<b>12,93,77,844</b>	<b>58.05</b>	-	-	-	-	-	-	-	<b>58.05</b>


(\*) The term "encumbrance" has the same meaning as assigned to it in regulation 28(3) of the SEBI (Listing Obligations and Disclosure Requirements), 2011



*[Handwritten signature]*


**(l)(c)(i) Statement showing holding of securities (including shares, warrants, convertible securities) of persons belonging to the category "Public" and holding more than 1% of the total number of shares**

Sr. No.	Name of the shareholder	Number of shares held	Shares as a percentage of total number of shares (i.e., Grand Total (A)+(B)+(C) indicated in Statement at para (l)(a) above)	Details of warrants		Details of convertible securities		Total shares (including underlying shares assuming full conversion of warrants and convertible securities) as a % of diluted share capital
				Number of warrants held	As a % total number of warrants of the same class	Number of convertible securities held	% w.r.t total number of convertible securities of the same class	
1	GOVERNMENT PENSION FUND GLOBAL JP MORGAN CHASE BANK N.A.	62,36,190	2.798	-	-	-	-	2.798
2	DSP BLACKROCK EQUITY FUND CITIBANK N.A. CUSTODY SERVICES	42,33,803	1.900	-	-	-	-	1.900
3	DSP BLACKROCK SMALL AND MID CAP FUND CITIBANK N.A. CUSTODY SERVICES	33,38,632	1.498	-	-	-	-	1.498
4	Kedar Shivanand Mankekar	22,30,000	1.001	-	-	-	-	1.001
5	Laxmi Shivanand Mankekar	22,30,000	1.001	-	-	-	-	1.001
<b>TOTAL</b>		<b>1,82,68,625</b>	<b>8.198</b>	<b>-</b>	<b>-</b>	<b>-</b>	<b>-</b>	<b>8.198</b>




(l)(c)(ii) Statement showing holding of securities (including shares, warrants, convertible securities) of persons (together with PAC) belonging to the category "Public" and holding more than 5% of the total number of shares of the company

Sr. No.	Name(s) of the shareholder(s) and the Persons Acting in Concert (PAC) with them	Number of shares	Shares as a percentage of total number of shares (i.e., Grand Total (A)+(B)+(C) Indicated in Statement at para (l)(a) above)	Details of warrants		Details of convertible securities		Total shares (Including underlying shares assuming full conversion of warrants and convertible securities) as a % of diluted share capital
				Number of warrants	As a % total number of warrants of the same class	Number of convertible securities held	% w.r.t total number of convertible securities of the same class	
-	-	-	-	-	-	-	-	0.00
-	-	-	-	-	-	-	-	0.00
<b>TOTAL</b>								<b>0.00</b>



(I)(d) Statement showing details of locked-in shares


Sl. No.	Name of the shareholder	Number of locked-in shares	Locked-in shares as a percentage of total number of shares {i.e., Grand Total (A)+(B)+(C) indicated in Statement at para (I)(a) above}	Promoter/Promoter Group/Public	Lock-in upto
-		0.00	0.00	0.00	-
	<b>TOTAL</b>	<b>0.00</b>	<b>0.00</b>	<b>0.00</b>	<b>-</b>



*[Handwritten signature]*


(II)(a) Statement showing details of Depository Receipts (DRs)

Sr. No.	Type of outstanding DR (ADRs, GDRs, SDRs, etc.)	Number of outstanding DRs	Number of shares underlying outstanding DRs	Shares underlying outstanding DRs as a percentage of total number of shares {i.e., Grand Total (A)+(B)+(C) indicated in Statement at para (I)(a) above}
1	NIL	NIL	NIL	NIL
	TOTAL	NIL	NIL	NIL



(II)(b) Statement showing holding of Depository Receipts (DRs), where underlying shares held by "promoter/promoter group" are in excess of 1% of the total number of shares

Sl. No.	Type of outstanding DR (ADRs, GDRs, SDRs, etc.)	Number of outstanding DRs	Number of shares underlying outstanding DRs	Shares underlying outstanding DRs as a percentage of total number of shares {i.e., Grand Total (A)+(B)+(C) indicated in Statement at para (I)(a) above}
1	NIL	NIL	NIL	NIL
	<b>TOTAL</b>	<b>NIL</b>	<b>NIL</b>	<b>NIL</b>



*[Handwritten signature]*