

Format of Holding of Specified securities

1. Name of Listed Entity: **HCL INFOSYSTEMS LIMITED**
2. Scrip Code/Name of Scrip/Class of Security: **NSE:- HCL-INSYS, BSE:- 500179**
3. Share Holding Pattern Filed under: Reg. 31(1)(a)/Reg.31(1)(b)/Reg.31(1)(c)
 - a. if under 31(1)(b) then indicate the report for quarter ending **March 31, 2017**
 - b. if under 31(1)(c) then indicate date of allotment/extinguishment: **NA**
4. Declaration : The Listed entity is required to submit the following declaration to the extent of submission of information:

	Particulars	YES*	NO*
a	Whether the Listed Entity has issued any partly paid up shares		No
b	Whether the Listed Entity has issued any Convertible Securities or Warrants?		No
c	Whether the Listed Entity has any shares against which depository receipts are issued?		No
d	Whethere the Listed Entity has any shares in locked-in?		No
e	Whethere any shares held by promoters are pledge or otherwise encumbered?		No

*if the Listed Entity selectes the option 'NO' for the questions above, the columns for the partly paid up shares, Outstanding Convertible Securities/Warrants, depository receipts, locked-in shares, No of shares pledged or otherwise encumbered by promoters, as applicable, shall not be displayed at the time of dissemination on the Stock Exchange website. Also wherever there is 'No' declared by Listed entity in above table the values will be considered as 'Zero' by default on submission of the format of holding of specified securities.

- 5 The tabular format for disclosure of holding of specified securities is as follows:





Table I - Summary Statement holding of specified securities

Category (I)	Category of shareholder (II)	Nos. of shareholders (III)	No. of fully paid up equity shares held (IV)	No. of Partly paid-up equity shares held (V)	No. of shares underlying Depository Receipts (VI)	Total nos. shares held (VII) = (IV)+(V)+(VI)	Shareholding as a % of total no. of shares (calculated as per SCRR, 1957) (VIII) As a % of (A+B+C2)	Number of Voting Rights held in each class of securities (IX)			No. of Shares Underlying Outstanding convertible securities (Including Warrants) (X)	Shareholding, as a % assuming full conversion of convertible securities (as a percentage of diluted share capital) (XI) = (VII)+(X) As a % of (A+B+C2)	Number of Locked In shares (XII)		Number of Shares pledged or otherwise encumbered (XIII)		Number of equity shares held in dematerialized form (XIV)	
								No of Voting Rights					Total as a % of (A+B+C)	No. (a)	As a % of total Shares held (b)	No. (a)		As a % of total Shares held (b)
								Class eg: X	Class eg: Y	Total								
(A)	Promoter & Promoter Group	15	129377844	0	0	129377844	58.04	129377844	0	129377844	58.04	0	0.000	0	0.000	129377844		
(B)	Public	94839	93541785	0	0	93541785	41.96	93541785	0	93541785	41.96	0	0.000	NA	NA	90482145		
(C)	Non Promoter- Non Public	0	0	0	0	0	0.00	0	0	0	0.00	0	0.000	NA	NA	0		
(C1)	Shares underlying DRs	0	0	0	0	0	NA	0	0	0	0.00	0	0.000	NA	NA	0		
(C2)	Shares held by Employee Trusts	0	0	0	0	0	0.00	0	0	0	0.00	0	0.000	NA	NA	0		
	Total	94854	222919629	0	0	222919629	100.00	222919629	0	222919629	100.00	0	0.000	0	0.000	219859989		



HCL INFOSYSTEMS LIMITED

Table II - Statement showing shareholding pattern of the Promoter and Promoter Group

(1)	Category & Name of the Shareholders (I)	PAN (II)	No. of shareholder (III)	No. of fully paid up equity shares held (IV)	Partly paid-up equity shares held (V)	Nos. of shares underlying Depository Receipts (VI)	Total nos. shares held (VII = IV+V+VI)	Shareholding % calculated as per SCRR, 1957 As a % of (A+B+C2) (VIII)	Number of Voting Rights held in each class of securities (IX)			No. of Shares Underlying Outstanding convertible securities (including Warrants) (X)	Shareholding, as a % assuming full conversion of convertible securities (as a percentage of diluted share capital) (XI) = (VII)+(X) as a % of A+B+C2	Number of Locked in shares (XII)		Number of Shares pledged or otherwise encumbered(XIII)		Number of equity shares held in dematerialized form (XIV)	
									No of Voting Rights		Total as a % of Total Voting rights			No. (a)	As a % of total Shares held (b)	No. (a)	As a % of total Shares held (b)		
									Class X	Class Y									Total
(1)	Indian																		
(a)	Individuals/Hindu Undivided Family		9	440105	0	0	440105	0.20	440105	0	440105	0.20	0	0.00	0	0.00	0	0.00	440105
	AJAI CHOWDHRY		1	198490	0	0	198490	0.09	198490	0	198490	0.09	0	0.00	0	0.00	0	0.00	198490
	ROSHNI NADAR MALHOTRA		1	1960	0	0	1960	0.00	1960	0	1960	0.00	0	0.00	0	0.00	0	0.00	1960
	SHIV NADAR		1	2070	0	0	2070	0.00	2070	0	2070	0.00	0	0.00	0	0.00	0	0.00	2070
	KIRAN NADAR		1	420	0	0	420	0.00	420	0	420	0.00	0	0.00	0	0.00	0	0.00	420
	GITA CHOWDHRY		1	152445	0	0	152445	0.07	152445	0	152445	0.07	0	0.00	0	0.00	0	0.00	152445
	KIRAN MALHOTRA		1	59060	0	0	59060	0.03	59060	0	59060	0.03	0	0.00	0	0.00	0	0.00	59060
	POORVA MALHOTRA		1	12880	0	0	12880	0.01	12880	0	12880	0.01	0	0.00	0	0.00	0	0.00	12880
	SHIVEN MALHOTRA		1	11880	0	0	11880	0.01	11880	0	11880	0.01	0	0.00	0	0.00	0	0.00	11880
	AKSHAY CHOWDHARY		1	900	0	0	900	0.00	900	0	900	0.00	0	0.00	0	0.00	0	0.00	900
(b)	Central Government/State Government(s)		0	0	0	0	0	0.00	0	0	0	0.00	0	0.00	0	0.00	0	0.00	0
(c)	Financial Institutions/Banks		0	0	0	0	0	0.00	0	0	0	0.00	0	0.00	0	0.00	0	0.00	0
(d)	Any Others (specify) # BODY CORPORATES		6	128937739	0	0	128937739	57.84	128937739	0	128937739	57.84	0	0.00	0	0.00	0	0.00	128937739
	A K M SYSTEMS PRIVATE LIMITED		1	11997007	0	0	11997007	5.38	11997007	0	11997007	5.38	0	0.00	0	0.00	0	0.00	11997007
	APOLLO TRADING AND FINANCE PRIVATE LIMITED		1	1346971	0	0	1346971	0.60	1346971	0	1346971	0.60	0	0.00	0	0.00	0	0.00	1346971
	VIREET INVESTMENTS PRIVATE LIMITED		1	1825703	0	0	1825703	0.82	1825703	0	1825703	0.82	0	0.00	0	0.00	0	0.00	1825703
	VAMA SUNDARI INVESTMENTS (DELHI) PRIVATE LIMITED		1	1038848	0	0	1038848	0.47	1038848	0	1038848	0.47	0	0.00	0	0.00	0	0.00	1038848
	BFL INVESTMENTS AND FINANCIAL CONSULTANTS PVT. LTD.		1	1346971	0	0	1346971	0.60	1346971	0	1346971	0.60	0	0.00	0	0.00	0	0.00	1346971
	HCL CORPORATION PRIVATE LIMITED		1	111382239	0	0	111382239	49.97	111382239	0	111382239	49.97	0	0.00	0	0.00	0	0.00	111382239
(f)	Any Others (specify)	0	0	0	0	0	0	0.00	0	0	0	0.00	0	0.00	0	0.00	0	0.00	0
	Sub-Total(A)(1)		15	129377844	0	0	129377844	58.04	129377844	0	129377844	58.04	0	0.00	0	0.00	0	0.00	129377844
(2)	Foreign	0	0	0	0	0	0	0.00	0	0	0	0.00	0	0.00	0	0.00	0	0.00	0
(a)	Individuals (Non- Resident Individuals/ Foreign Individuals)	0	0	0	0	0	0	0.00	0	0	0	0.00	0	0.00	0	0.00	0	0.00	0
(b)	Government	0	0	0	0	0	0	0.00	0	0	0	0.00	0	0.00	0	0.00	0	0.00	0
(c)	Institutions	0	0	0	0	0	0	0.00	0	0	0	0.00	0	0.00	0	0.00	0	0.00	0
(d)	Foreign Portfolio Investor	0	0	0	0	0	0	0.00	0	0	0	0.00	0	0.00	0	0.00	0	0.00	0
	Sub-Total (A)(2)		0	0	0	0	0	0.00	0	0	0	0.00	0	0.00	0	0.00	0	0.00	0
	Total Shareholding of Promoter and Promoter Group (A)= (A)(1)+(A)(2)		15	129377844	0	0	129377844	58.04	129377844	0	129377844	58.04	0	0.00	0	0.00	0	0.00	129377844

HCL INFOSYSTEMS LIMITED

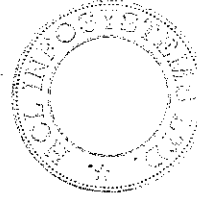
Table III - Statement showing shareholding pattern of the Public Shareholder

	Category & Name of the Shareholders (I)	PAN (II)	No. of shareholder (III)	No. of fully paid up equity shares held (IV)	Partly paid-up equity shares held (V)	Nos. of shares underlying Depository Receipts (VI)	Total nos. shares held (VII) = IV+V+VI)	Shareholding % calculated as per SCRR, 1957 As a % of {A+B+C2} (VIII)	Number of Voting Rights held in each class of securities (IX)			No. of Shares Underlying Outstanding convertible securities (including Warrants) (X)	Total Shareholding, as a % assuming full conversion of convertible securities (as a percentage of diluted share capital) (XI)	Number of Locked in shares (XII)		Number of Shares pledged or otherwise encumbered(XIII)		Number of equity shares held in dematerialized form (XIV)	
									No of Voting Rights					Total as a % of Total Voting rights	No. (a)	As a % of total Shares held (b)	No. (a)		As a % of total Shares held (Not applicable)(b)
									Class X	Class Y	Total								
(1)	Institutions																		
(a)	Mutual Fund		13	15750	0	0	15750	0.01	15750	0	15750	0.01	0	0.00	NA	NA			5000
(b)	Venture Capital Funds		0	0	0	0	0	0.00	0	0	0	0.00	0	0.00	NA	NA			0
(c)	Alternate investment Funds		0	0	0	0	0	0.00	0	0	0	0.00	0	0.00	NA	NA			0
(d)	Foreign Venture Capital Investors		0	0	0	0	0	0.00	0	0	0	0.00	0	0.00	NA	NA			0
(e)	Foreign Portfolio Investors		26	4311195	0	0	4311195	1.93	4311195	0	4311195	1.93	0	0.00	NA	NA			4310695
(f)	Financial Institutions/ Banks		17	4436565	0	0	4436565	1.99	4436565	0	4436565	1.99	0	0.00	NA	NA			4428815
(g)	Insurance Companies		0	0	0	0	0	0.00	0	0	0	0.00	0	0.00	NA	NA			0
(h)	Provident Funds/ Pension Funds		0	0	0	0	0	0.00	0	0	0	0.00	0	0.00	NA	NA			0
(i)	Any Others (specify)		0	0	0	0	0	0.00	0	0	0	0.00	0	0.00	NA	NA			0
	Sub-Total (B)(1)		56	8763510	0	0	8763510	3.93	8763510	0	8763510	3.93	0	0.00	NA	NA			8744510
(2)	Central Government/ State Government(s)/ President of India		0	0	0	0	0	0.00	0	0	0	0.00	0	0.00	NA	NA			0
	Sub-Total (B)(2)		0	0	0	0	0	0.00	0	0	0	0.00	0	0.00	NA	NA			0
(3)	Non-institutions		0	0	0	0	0	0.00	0	0	0	0.00	0	0.00	NA	NA			0
(a)	Individuals -i. Individual shareholders holding nominal share capital up to Rs. 2 lakhs.		92378	57565513	0	0	57565513	25.82	57565513	0	57565513	25.82	0	0.00	NA	NA			55967258
(a)	ii. Individual shareholders holding nominal share capital in excess of Rs. 2 lakhs.		20	9704181	0	0	9704181	4.35	9704181	0	9704181	4.35	0	0.00	NA	NA			9704181
	GOPIKISHAN SHIVKISHAN DAMANI	AACPD6380Q	1	2520000	0	0	2520000	1.13	2520000	0	2520000	1.13	0	0.00	NA	NA			2520000
(b)	NBFCs registered with RBI		11	216950	0	0	216950	0.10	216950	0	216950	0.10	0	0.00	NA	NA			216950
(c)	Employee Trusts		0	0	0	0	0	0.00	0	0	0	0.00	0	0.00	NA	NA			0
(d)	Overseas Depositories (holding DRs) (balancing figure)		0	0	0	0	0	0.00	0	0	0	0.00	0	0.00	NA	NA			0
(e)	Any Other (specify) # CORPORATE BODY		1337	14334208	0	0	14334208	6.43	14334208	0	14334208	6.43	0	0.00	NA	NA			12900828
(e)	Any Other (specify) # CORPORATE BODY (FOREIGN BODY)		1	2000	0	0	2000	0.00	2000	0	2000	0.00	0	0.00	NA	NA			0
(e)	Any Other (specify) # CORPORATE BODY (OCB)		1	70000	0	0	70000	0.03	70000	0	70000	0.03	0	0.00	NA	NA			70000
(e)	Any Other (specify) # NRI		1029	2800098	0	0	2800098	1.26	2800098	0	2800098	1.26	0	0.00	NA	NA			2793098
(e)	Any Other (specify) # TRUST		6	85325	0	0	85325	0.04	85325	0	85325	0.04	0	0.00	NA	NA			85320
	Sub-Total (B)(3)		94783	84778275	0	0	84778275	38.03	84778275	0	84778275	38.03	0	0.00	NA	NA			81737635
	Total Public Shareholding (B) = (B)(1)+(B)(2)+(B)(3)		94839	93541785	0	0	93541785	41.96	93541785	0	93541785	41.96	0	0.00	NA	NA			90482145

HCL INFOSYSTEMS LIMITED

Table IV - Statement showing shareholding pattern of the Non Promoter - Non Public Shareholder

	Category & Name of the Shareholders (I)	PAN (II)	No. of shareholder (III)	No. of fully paid up equity shares held (IV)	Partly paid-up equity shares held (V)	Nos. of shares underlying Depository Receipts (VI)	Total nos. shares held (VII = IV+V+VI)	Shareholding % calculated as per SCRR, 1957 As a % of (A+B+C2) (VIII)	Number of Voting Rights held in each class of securities (IX)			No. of Shares Underlying Outstanding convertible securities (including Warrants) (X)	Total Shareholding, as a % assuming full conversion of convertible securities (as a percentage of diluted share capital) (XI)	Number of Locked in shares (XII)		Number of Shares pledged or otherwise encumbered (XIII)		Number of equity shares held in dematerialized form (XIV)	
									No of Voting Rights					Total as a % of Total Voting rights	No. (a)	As a % of total Shares held (b)	No. (Not applicable)		As a % of total Shares held (Not applicable)
									Class X	Class Y	Total								
(1)	Custodian/DR Holder		0	0	0	0	0	0.000	0	0	0	0.000	0	0.000		NA	NA	0	
(2)	Employee Benefit Trust (under SEBI (Share based Employee Benefit) Regulations, 2014)		0	0	0	0	0	0.000	0	0	0	0.000	0	0.000		NA	NA	0	
	Total Non-Promoter-Non-Public Shareholding (C)= (C(1))+C(2)		0	0	0	0	0	0.000	0	0	0	0.000	0	0.000		NA	NA	0	



Signature