


Format of Holding of Specified securities

1. Name of Listed Entity: **HCL INFOSYSTEMS LIMITED**
2. Scrip Code/Name of Scrip/Class of Security: **NSE:- HCL-INSYS, BSE:- 500179**
3. Share Holding Pattern Filed under: Reg. 31(1)(a)/Reg.31(1)(b)/Reg.31(1)(c)
  - a. if under 31(1)(b) then indicate the report for quarter ending June **30, 2017**
  - b. if under 31(1)(c) then indicate date of allotment/extinguishment: **NA**
4. Declaration : The Listed entity is required to submit the following declaration to the extent of submission of information:

	Particulars	YES*	NO*
a	Whether the Listed Entity has issued any partly paid up shares		No
b	Whether the Listed Entity has issued any Convertible Securities or Warrants?		No
c	Whether the Listed Entity has any shares against which depository receipts are issued?		No
d	Whethere the Listed Entity has any shares in locked-in?		No
e	Whethere any shares held by promoters are pledge or otherwise encumbered?		No

\*if the Listed Entity selectes the option 'NO' for the questions above, the columns for the partly paid up shares, Outstanding Convertible Securities/Warrants, depository receipts, locked-in shares, No of shares pledged or otherwise encumbered by promoters, as applicable, shall not be displayed at the time of dissemination on the Stock Exchange website. Also wherever there is 'No' declared by Listed entity in above table the values will be considered as 'Zero' by default on submission of the format of holding of specified securities.


- 5 The tabular format for disclosure of holding of specified securities is as follows:



HCL INFOSYSTEMS LIMITED

Table I - Summary Statement holding of specified securities

Category (I)	Category of shareholder (II)	Nos. of shareholders (III)	No. of fully paid up equity shares held (IV)	No. of Partly paid-up equity shares held (V)	No. of shares underlying Depository Receipts (VI)	Total nos. shares held (VII) = (IV)+(V)+(VI)	Shareholding as a % of total no. of shares (calculated as per SCRR, 1957) (VIII) As a % of (A+B+C2)	Number of Voting Rights held in each class of securities (IX)			No. of Shares Underlying Outstanding convertible securities (including Warrants) (X)	Shareholding, as a % assuming full conversion of convertible securities (as a percentage of diluted share capital) (XI) = (VII)+(X) As a % of (A+B+C2)	Number of Locked in shares (XII)		Number of Shares pledged or otherwise encumbered (XIII)		Number of equity shares held in dematerialized form (XIV)	
								No of Voting Rights		Total as a % of (A+B+C)			No. (a)	As a % of total Shares held (b)	No. (a)	As a % of total Shares held (b)		
								Class eg: X	Class eg: y									Total
(A)	Promoter & Promoter Group	15	129377844	0	0	129377844	58.04	129377844	0	129377844	58.04	0	58.04	0	0.00	0	0.00	129377844
(B)	Public	93708	93541785	0	0	93541785	41.96	93541785	0	93541785	41.96	0	41.96	0	0.00	NA	NA	90492111
(C)	Non Promoter- Non Public	0	0	0	0	0	0.00	0	0	0	0.00	0	0.00	0	0.00	NA	NA	0
(C1)	Shares underlying DRs	0	0	0	0	0	NA	0	0	0	0.00	0	0.00	0	0.00	NA	NA	0
(C2)	Shares held by Employee Trusts	0	0	0	0	0	0.00	0	0	0	0.00	0	0.00	0	0.00	NA	NA	0
	<b>Total</b>	<b>93723</b>	<b>222919629</b>	<b>0</b>	<b>0</b>	<b>222919629</b>	<b>100.00</b>	<b>222919629</b>	<b>0</b>	<b>222919629</b>	<b>100.00</b>	<b>0</b>	<b>100.00</b>	<b>0</b>	<b>0.00</b>	<b>0</b>	<b>0.00</b>	<b>219869955</b>




*[Handwritten signature]*

HCL INFOSYSTEMS LIMITED

Table II - Statement showing shareholding pattern of the Promoter and Promoter Group

	Category & Name of the Shareholders (I)	PAN (II)	No. of shareholder (III)	No. of fully paid up equity shares held (IV)	Partly paid-up equity shares held (V)	Nos. of shares underlying Depository Receipts (VI)	Total nos. shares held (VII = IV+V+VI)	Shareholding % calculated as per SCRR, 1957 As a % of (A+B+C2) (VIII)	Number of Voting Rights held in each class of securities (IX)			No. of Shares Underlying Outstanding convertible securities (including Warrants) (X)	Shareholding, as a % assuming full conversion of convertible securities ( as a percentage of diluted share capital) (XI) = (VII)+(X) as a % of A+B+C2	Number of Locked in shares (XII)		Number of Shares pledged or otherwise encumbered(XIII)		Number of equity shares held in dematerialized form (XIV)	
									No of Voting Rights					Total as a % of Total Voting rights	No. (a)	As a % of total Shares held (b)	No. (a)		As a % of total Shares held (b)
									Class X	Class Y	Total								
(1)	Indian																		
(a)	Individuals/Hindu Undivided Family		9	440105	0	0	440105	0.20	440105	0	440105	0.20	0	0.00	0	0.00	0	0.00	440105
	KIRAN NADAR		1	420	0	0	420	0.00	420	0	420	0.00	0	0.00	0	0.00	0	0.00	420
	POORVA MALHOTRA		1	12880	0	0	12880	0.01	12880	0	12880	0.01	0	0.00	0	0.00	0	0.00	12880
	AKSHAY CHOWDHARY		1	900	0	0	900	0.00	900	0	900	0.00	0	0.00	0	0.00	0	0.00	900
	GITA CHOWDHRY		1	152445	0	0	152445	0.07	152445	0	152445	0.07	0	0.00	0	0.00	0	0.00	152445
	KIRAN MALHOTRA		1	59060	0	0	59060	0.03	59060	0	59060	0.03	0	0.00	0	0.00	0	0.00	59060
	AJAI CHOWDHRY		1	198490	0	0	198490	0.09	198490	0	198490	0.09	0	0.00	0	0.00	0	0.00	198490
	ROSHNI NADAR MALHOTRA		1	1960	0	0	1960	0.00	1960	0	1960	0.00	0	0.00	0	0.00	0	0.00	1960
	SHIV NADAR		1	2070	0	0	2070	0.00	2070	0	2070	0.00	0	0.00	0	0.00	0	0.00	2070
	SHIVEN MALHOTRA		1	11880	0	0	11880	0.01	11880	0	11880	0.01	0	0.00	0	0.00	0	0.00	11880
(b)	Central Government/State Government(s)		0	0	0	0	0	0.00	0	0	0	0.00	0	0.00	0	0.00	0	0.00	0
(c)	Financial Institutions/Banks		0	0	0	0	0	0.00	0	0	0	0.00	0	0.00	0	0.00	0	0.00	0
(d)	Any Others (specify) # BODY CORPORATES		6	128937739	0	0	128937739	57.84	128937739	0	128937739	57.84	0	0.00	0	0.00	0	0.00	128937739
	A K M SYSTEMS PRIVATE LIMITED		1	11997007	0	0	11997007	5.38	11997007	0	11997007	5.38	0	0.00	0	0.00	0	0.00	11997007
	APOLLO TRADING AND FINANCE PRIVATE LIMITED		1	1346971	0	0	1346971	0.60	1346971	0	1346971	0.60	0	0.00	0	0.00	0	0.00	1346971
	VIREET INVESTMENTS PRIVATE LIMITED		1	1825703	0	0	1825703	0.82	1825703	0	1825703	0.82	0	0.00	0	0.00	0	0.00	1825703
	VAMA SUNDARI INVESTMENTS (DELHI) PRIVATE LIMITED		1	1038848	0	0	1038848	0.47	1038848	0	1038848	0.47	0	0.00	0	0.00	0	0.00	1038848
	BFL INVESTMENTS AND FINANCIAL CONSULTANTS PVT. LTD.		1	1346971	0	0	1346971	0.60	1346971	0	1346971	0.60	0	0.00	0	0.00	0	0.00	1346971
	HCL CORPORATION PRIVATE LIMITED		1	111382239	0	0	111382239	49.97	111382239	0	111382239	49.97	0	0.00	0	0.00	0	0.00	111382239
(f)	Any Others (specify)	0	0	0	0	0	0	0.00	0	0	0	0.00	0	0.00	0	0.00	0	0.00	0
	Sub-Total(A)(1)		15	129377844	0	0	129377844	58.04	129377844	0	129377844	58.04	0	0.00	0	0.00	0	0.00	129377844
(2)	Foreign	0	0	0	0	0	0	0.00	0	0	0	0.00	0	0.00	0	0.00	0	0.00	0
(a)	Individuals (Non- Resident Individuals/ Foreign Individuals)		0	0	0	0	0	0.00	0	0	0	0.00	0	0.00	0	0.00	0	0.00	0
(b)	Government	0	0	0	0	0	0	0.00	0	0	0	0.00	0	0.00	0	0.00	0	0.00	0
(c)	Institutions	0	0	0	0	0	0	0.00	0	0	0	0.00	0	0.00	0	0.00	0	0.00	0
(d)	Foreign Portfolio Investor	0	0	0	0	0	0	0.00	0	0	0	0.00	0	0.00	0	0.00	0	0.00	0
	Sub-Total (A)(2)		0	0	0	0	0	0.00	0	0	0	0.00	0	0.00	0	0.00	0	0.00	0
	Total Shareholding of Promoter and Promoter Group (A)= (A)(1)+(A)(2)		15	129377844	0	0	129377844	58.04	129377844	0	129377844	58.04	0	0.00	0	0.00	0	0.00	129377844



HCL INFOSYSTEMS LIMITED

Table III - Statement showing shareholding pattern of the Public Shareholder

	Category & Name of the Shareholders (I)	PAN (II)	No. of shareholder (III)	No. of fully paid up equity shares held (IV)	Partly paid-up equity shares held (V)	Nos. of shares underlying Depository Receipts (VI)	Total nos. shares held (VII = IV+V+VI)	Shareholding % calculated as per SCRR, 1957 As a % of (A+B+C2) (VIII)	Number of Voting Rights held in each class of securities (IX)			No. of Shares Underlying Outstanding convertible securities (including Warrants) (X)	Total Shareholding, as a % assuming full conversion of convertible securities (as a percentage of diluted share capital) (XI)	Number of Locked in shares (XII)		Number of Shares pledged or otherwise encumbered (XIII)		Number of equity shares held in dematerialized form (XIV)	
									No of Voting Rights					Total as a % of Total Voting rights	No. (a)	As a % of total Shares held (b)	No. (a)		As a % of total Shares held (Not applicable) (b)
									Class X	Class Y	Total								
(1)	Institutions																		
(a)	Mutual Fund		13	15750	0	0	15750	0.01	15750	0	15750	0.01	0	0.01	0	0.00	NA	NA	5000
(b)	Venture Capital Funds		0	0	0	0	0	0.00	0	0	0	0.00	0	0.00	0	0.00	NA	NA	0
(c)	Alternate Investment Funds		0	0	0	0	0	0.00	0	0	0	0.00	0	0.00	0	0.00	NA	NA	0
(d)	Foreign Venture Capital Investors		0	0	0	0	0	0.00	0	0	0	0.00	0	0.00	0	0.00	NA	NA	0
(e)	Foreign Portfolio Investors		23	4233623	0	0	4233623	1.90	4233623	0	4233623	1.90	0	1.90	0	0.00	NA	NA	4233123
(f)	Financial Institutions/ Banks		18	4163515	0	0	4163515	1.87	4163515	0	4163515	1.87	0	1.87	0	0.00	NA	NA	4155765
(g)	Insurance Companies		0	0	0	0	0	0.00	0	0	0	0.00	0	0.00	0	0.00	NA	NA	0
(h)	Provident Funds/ Pension Funds	0	0	0	0	0	0	0.00	0	0	0	0.00	0	0.00	0	0.00	NA	NA	0
(i)	Any Others (specify)	0	0	0	0	0	0	0.00	0	0	0	0.00	0	0.00	0	0.00	NA	NA	0
	Sub-Total (B)(1)		54	8412888	0	0	8412888	3.77	8412888	0	8412888	3.77	0	3.77	0	0.00	NA	NA	8398888
(2)	Central Government/ State Government(s)/ President of India		0	0	0	0	0	0.00	0	0	0	0.00	0	0.00	0	0.00	NA	NA	0
	Sub-Total (B)(2)		0	0	0	0	0	0.00	0	0	0	0.00	0	0.00	0	0.00	NA	NA	0
(3)	Non-institutions	0	0	0	0	0	0	0.00	0	0	0	0.00	0	0.00	0	0.00	NA	NA	0
(a)	Individuals - i. Individual shareholders holding nominal share capital up to Rs. 2 lakhs.		91248	57862537	0	0	57862537	25.96	57862537	0	57862537	25.96	0	25.96	0	0.00	NA	NA	56274248
(a)	ii. Individual shareholders holding nominal share capital in excess of Rs. 2 lakhs.		21	10066254	0	0	10066254	4.52	10066254	0	10066254	4.52	0	4.52	0	0.00	NA	NA	10066254
	GOPIKISHAN SHIVKISHAN DAMANI	AACPD6380Q	1	2520000	0	0	2520000	1.13	2520000	0	2520000	1.13	0	1.13	0	0.00	NA	NA	2520000
(b)	NBFCs registered with RBI		11	237850	0	0	237850	0.11	237850	0	237850	0.11	0	0.11	0	0.00	NA	NA	237850
(c)	Employee Trusts	0	0	0	0	0	0	0.00	0	0	0	0.00	0	0.00	0	0.00	NA	NA	0
(d)	Overseas Depositories (holding DRs) (balancing figure)		0	0	0	0	0	0.00	0	0	0	0.00	0	0.00	0	0.00	NA	NA	0
(e)	Any Other (specify) # CORPORATE BODY		1374	14515977	0	0	14515977	6.51	14515977	0	14515977	6.51	0	6.51	0	0.00	NA	NA	13082597
(e)	Any Other (specify) # CORPORATE BODY (FOREIGN BODY)		1	2000	0	0	2000	0.00	2000	0	2000	0.00	0	0.00	0	0.00	NA	NA	0
(e)	Any Other (specify) # CORPORATE BODY (OCB)		1	70000	0	0	70000	0.03	70000	0	70000	0.03	0	0.03	0	0.00	NA	NA	70000
(e)	Any Other (specify) # NRI		992	2313954	0	0	2313954	1.04	2313954	0	2313954	1.04	0	1.04	0	0.00	NA	NA	2306954
(e)	Any Other (specify) # TRUST		6	60325	0	0	60325	0.03	60325	0	60325	0.03	0	0.03	0	0.00	NA	NA	60320
	Sub-Total (B)(3)		93654	85128897	0	0	85128897	38.19	85128897	0	85128897	38.19	0	38.19	0	0.00	NA	NA	82098223
	Total Public Shareholding (B) = (B)(1)+(B)(2)+(B)(3)		93708	93541785	0	0	93541785	41.96	93541785	0	93541785	41.96	0	41.96	0	0.00	NA	NA	90492111

HCL INFOSYSTEMS LIMITED																		
Table IV - Statement showing shareholding pattern of the Non Promoter - Non Public Shareholder																		
Category & Name of the Shareholders (I)	PAN (II)	No. of shareholder (III)	No. of fully paid up equity shares held (IV)	Partly paid-up equity shares held (V)	Nos. of shares underlying Depository Receipts (VI)	Total nos. shares held (VII = IV+V+VI)	Shareholding % calculated as per SCRR, 1957 As a % of (A+B+C2) (VIII)	Number of Voting Rights held in each class of securities (IX)				No. of Shares Underlying Outstanding convertible securities (including Warrants) (X)	Total Shareholding, as a % assuming full conversion of convertible securities ( as a percentage of diluted share capital) (XI)	Number of Locked in shares (XII)		Number of Shares pledged or otherwise encumbered (XIII)		Number of equity shares held in dematerialized form (XIV)
								No of Voting Rights			Total as a % of Total Voting rights			No. (a)	As a % of total Shares held (b)	No. (Not applicable)	As a % of total Shares held (Not applicable)(b)	
								Class X	Class Y	Total								
(1) Custodian/DR Holder		0	0	0	0	0	0.000	0	0	0	0.000	0	0.000	0	0.000	NA	NA	0
(2) Employee Benefit Trust (under SEBI (Share based Employee Benefit) Regulations, 2014)	0	0	0	0	0	0	0.000	0	0	0	0.000	0	0.000	0	0.000	NA	NA	0
<b>Total Non-Promoter-Non-Public Shareholding (C)= (C)(1)+(C)(2)</b>		0	0	0	0	0	0.000	0	0	0	0.000	0	0.000	0	0.000	NA	NA	0

